

Cooper Bussmann

- Homepage
- About Cooper Bussmann
- Contact Us
- Privacy
- Legal
- Cooper Bussmann® Brand
- Site Map

1025TD3A

Product Information

Product Type:	Fuse
Product Family:	Electronic

Description

- Time Delay Surface Mount Fuse
- Satisfies the EIA/IS-722 Standard
- Solder Immersion Compatible

ELECTRICAL CHARACTERISTICS	
% of Amp Rating	Opening Time
100%	4 Hours Minimum
200%	1 Second Minimum
200%	60 Seconds Maximum
250% *	10 Seconds Maximum

* If fuse does not open @ 200% in 60 seconds, raise current to 250% and the fuse must open in 10 seconds maximum.

Agency Information

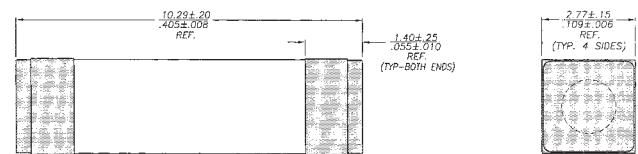
- UL Recognition Guide & File numbers: JDYX2 & E19180 (250mA - 5A)
- CSA Component Acceptance: File # 053787 C000, Class # 1422 30

Environmental Data

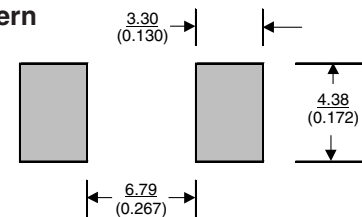
- Life Test: MIL-STD-202, Method 108A, Test Condition D
- Load Humidity: MIL-STD-202, Method 103B
- Moisture Resistance: MIL-STD-202, Method 106E
- Terminal Strength: MIL-STD-202, Method 211A
- Thermal Shock: MIL-STD-202, Method 107D, air-to-air
- Case Resistance: EIA/IS-722
- Resistance to Dissolution of Metallization: ANSI J-STD-002, Test D
- Mechanical Shock: MIL-STD-202, Method 213B with exceptions per EIA/IS-722 Standard
- High Frequency Vibration: MIL-STD-202, Method 204D, Test Condition D
- Resistance to Solvents: MIL-STD-202, Method 215A



Dimensions mm/(inches)
Drawing Not to Scale



Land Pattern



Ordering

- Specify packaging and product code (i.e., TR2/1025TD250-R)

Soldering Method

- Wave Immersion: 260°C, 10 sec max.
- Infrared: 260°C, 30 sec max.

Product Code	Current Rating	Voltage Rating		Interrupting Rating*		DC Cold Resistance** (ohms) Typical	Typical Melting I ^{††}	Typical Voltage Drop‡
		AC	DC	250VAC	125VDC			
		1025TD250-R	250mA	250V	125V			
1025TD500-R	500mA	250V	125V	50A	50A	0.5500	1.47	455 mV
1025TD750-R	750mA	250V	125V	50A	50A	0.317	0.93	400 mV
1025TD1-R	1A	250V	125V	50A	50A	0.2030	9.91	387 mV
1025TD1.5-R	1.5A	250V	125V	50A	50A	0.1025	11.79	310 mV
1025TD2-R	2A	250V	125V	50A	50A	0.0680	17.27	250 mV
1025TD2.5-R	2.5A	250V	125V	50A	50A	0.0420	16.51	201 mV
1025TD3-R	3A	250V	125V	50A	50A	0.0330	42.74	184 mV
1025TD3.5-R	3.5A	250V	125V	50A	50A	0.0270	43.33	180 mV
1025TD4-R	4A	250V	125V	50A	50A	0.0220	66.96	152 mV
1025TD5-R	5A	250V	125V	50A	50A	0.0160	88.38	145 mV

* AC Interrupting Rating (Measured at designated voltage, 100% power factor random closing); DC Interrupting Rating (Measured at designated voltage, time constant of the calibrated circuit is less than 50 microseconds, battery source)

** DC Cold Resistance (Measured at ≤10% of rated current)

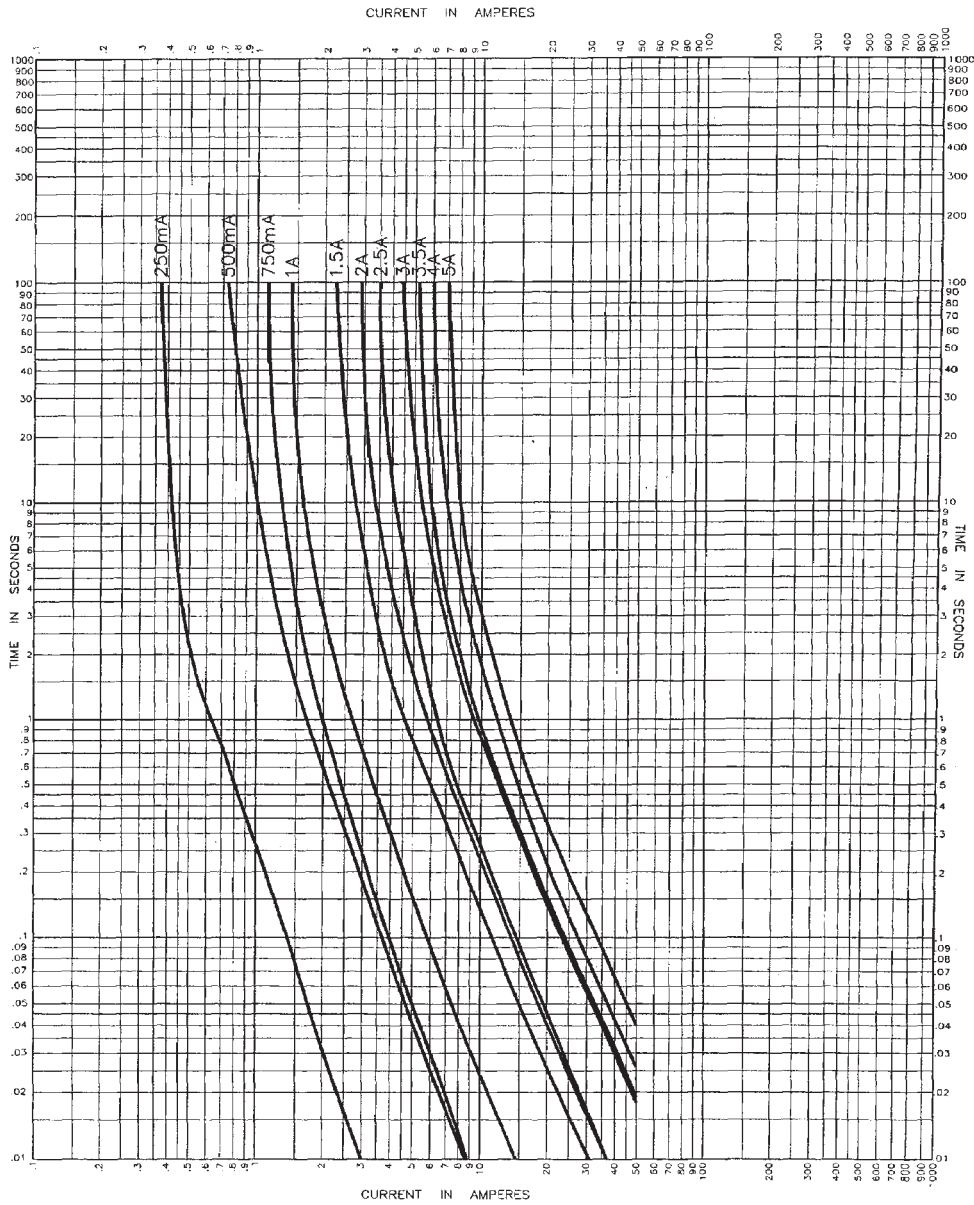
† Typical Melting I^{††} (Measured with a battery bank at rated DC voltage, 10x-rated current, time constant of calibrated circuit less than 50 microseconds)

‡ Typical Voltage Drop (Measured at rated current after temperature stabilizes)

‡‡ Marking Code - 3rd (U = USA, T = Taiwan and S = China)

• Device designed to carry rated current for four hours minimum. An operating current of 80% or less of rated current is recommended, with further derating required at elevated ambient temperatures.

TIME CURRENT CURVE



PACKAGING CODE	
Packaging Code	Description
TR2	2,500 pieces of fuses on 24mm tape-and-reel on 13 inch (330mm) reel per EIA Standard 481